

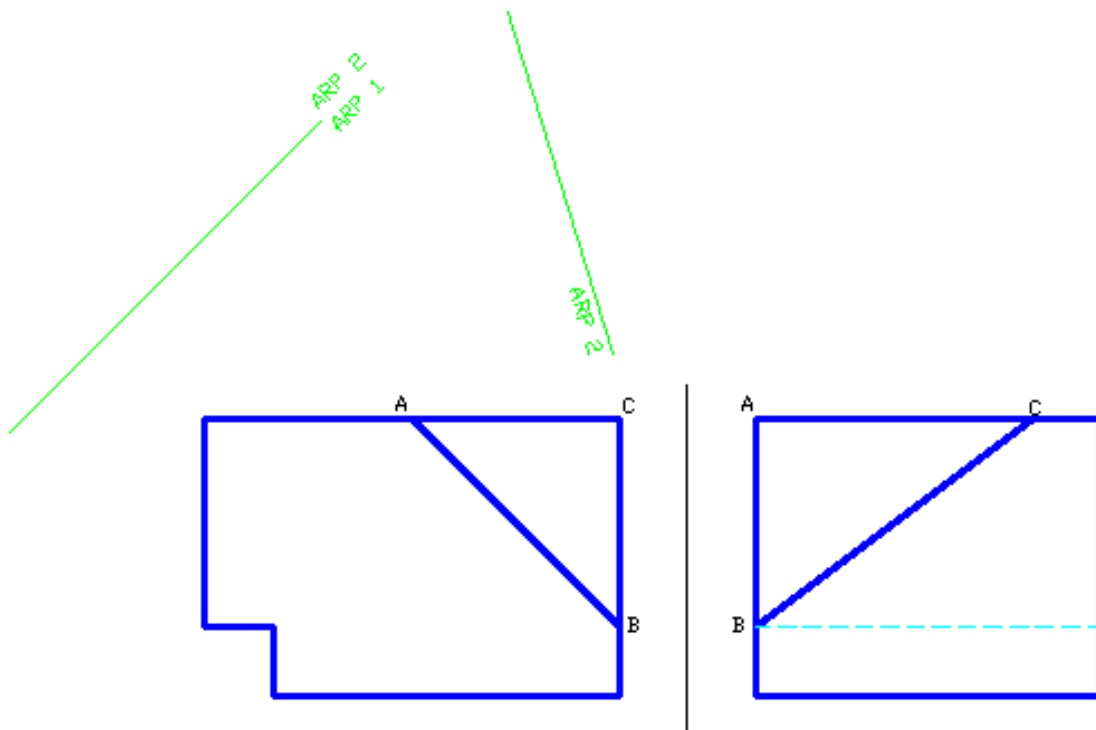
Engr 210 AA -- **Engineering Graphics**
Lab #12 – AUXILIARY VIEWS

Download a copy of the file Lab12.dwg from WebAccess.



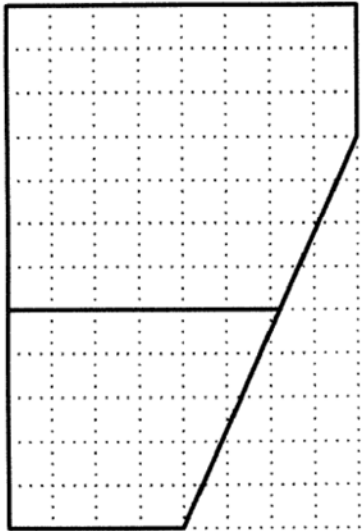
Problem1:

Given the complete front and right-side views of the object,

- Construct a primary auxiliary view for the indicated auxiliary reference plane (ARP1). Show all visible and hidden lines.
- Construct a secondary auxiliary view for ARP2 as indicated. Show all visible and hidden lines.



2. Draw the indicated auxiliary view (paper and pencil).



**GIVEN: COMPLETE FRONT AND SIDE VIEWS.
SKETCH AUXILIARY VIEW.
SHOW ALL VISIBLE AND HIDDEN LINES.**